


■ 典型性能 Typical Performance

- ◆ 特点: 定电压输入, 隔离稳压输出, 1W 功率
Characteristics: Fixed input, isolation, regulated output, 1W
- ◆ 隔离电压 Isolation voltage: 1000Vdc
- ◆ 效率 Efficiency: 高达(up to) 72%
- ◆ 工作环境温度 Working temperature: -40°C~+ 85°C
- ◆ MTBF ≥ 350 万小时(35×10⁵Hrs)
- ◆ 符合 RoHS 指令 In line with RoHS codes
- ◆ 线性调节率 (输入电压变化±5%) ±0.25%
Line regulation (once input change±5%) ±0.25%
- ◆ 负载调节率(10%-100%满载) ±1% Load regulation (10%-100% full load) ±1%
- ◆ 纹波 / 噪声(20MHz 带宽) < 100mVp-p
Ripple and noise (20MHz Band width) < 100mVp-p
- ◆ 可持续短路保护 Constant short circuit protection



典型产品列表 Typical Product Tabulates

型号 TYPE	输入电压范围 Input voltage range	标称输出电压 / 输出电流 (Nominal output voltage / output current)					
		Vo1			Vo2		
		电压 (V) Output Voltage	最小电流 Min mA	最大电流 Max mA	电压 (V) Output Voltage	最小电流 Min mA	最大电流 Max mA
NW1-□D05D	5V (4.75~5.25Vdc) 12V (11.4~12.6Vdc) 24V (22.8~25.2Vdc)	+5V	10mA	100mA	-5V	10mA	100mA
NW1-□D09D		+9V	5.5mA	55mA	-9V	5.5mA	55mA
NW1-□D12D		+12V	4mA	42mA	-12V	4mA	42mA
NW1-□D15D		+15V	3.3mA	33mA	-15V	3.3mA	33mA
NW1-□D24D		+24V	2.1mA	21mA	-24V	2.1mA	21mA
NW1-□E05D		+5V	10mA	100mA	+5V	10mA	100mA
NW1-□E09D		+9V	5.5mA	55mA	+9V	5.5mA	55mA
NW1-□E12D		+12V	4mA	42mA	+12V	4mA	42mA
NW1-□E15D		+15V	3.3mA	33mA	+15V	3.3mA	33mA
NW1-□E24D		+24V	2.1mA	21mA	+24V	2.1mA	21mA

注: □代表输入电压标称值, 因篇幅有限, 以上只是部分产品列表, 若需列表以外产品, 请与本公司销售部联系。

□Shows the nominal value of input voltage, due to space limitations, the above list is only for some products, If demand for others not included in the tabulates, please contact the Company's sales department.

封装尺寸 Mechanical Data

封装代号 Package code	L x W x H	
1 两路正负输出 Dual output	27.50 × 9.50 × 12.00mm	1.083 × 0.374 × 0.472 inch
2 两路隔离输出 Dual output isolated	27.50 × 9.50 × 12.00mm	1.083 × 0.374 × 0.472 inch

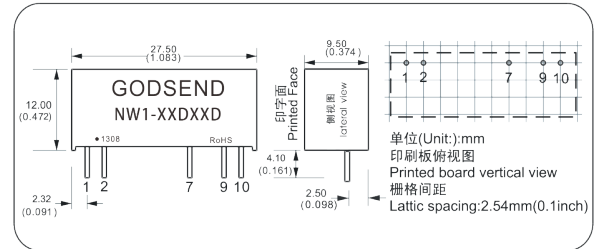
封装尺寸图 Dimensional Drawing

■ 封装尺寸 1: 正负两路输出 (Dual route positive and negative output) SIP

管脚代码 Pin No	1	2	3	4	7	9	10
功能(Usage)	Vin	GND			+Vo	-Vo	COM

▲注: 所有单位尺寸为 mm, 所有相邻端子间距为 2.54mm, 所有端子直径为 0.50mm

▲Note: All unit is mm, all neighboring pin distance is 2.54mm, all pin diameter is 0.50mm.



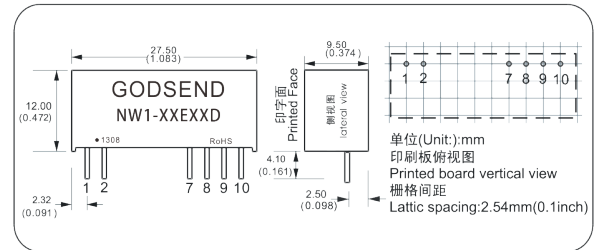
单位(Unit):mm
印刷板俯视图
Printed board vertical view
栅格间距
Lattice spacing:2.54mm(0.1inch)

■ 封装尺寸 2: 两路隔离输出 (Dual route isolation output) SIP

管脚代码 Pin No	1	2	3	7	8	9	10
功能(Usage)	Vin	GND		+Vo1	-Vo1	-Vo2	+Vo2

▲注: 所有单位尺寸为 mm, 所有相邻端子间距为 2.54mm, 所有端子直径为 0.50mm

▲Note: All unit is mm, all neighboring pin distance is 2.54mm, all pin diameter is 0.50mm.



单位(Unit):mm
印刷板俯视图
Printed board vertical view
栅格间距
Lattice spacing:2.54mm(0.1inch)

注意: 模块电源的各管脚定义如与选型手册不符, 应以实物标签上的标注为准。图中标注管脚长度为最小规格尺寸。

Note: The power modules such as the definition of the pin does not match with the hand book, please refer to the actual item.

Pin length of inside image is minimum size.